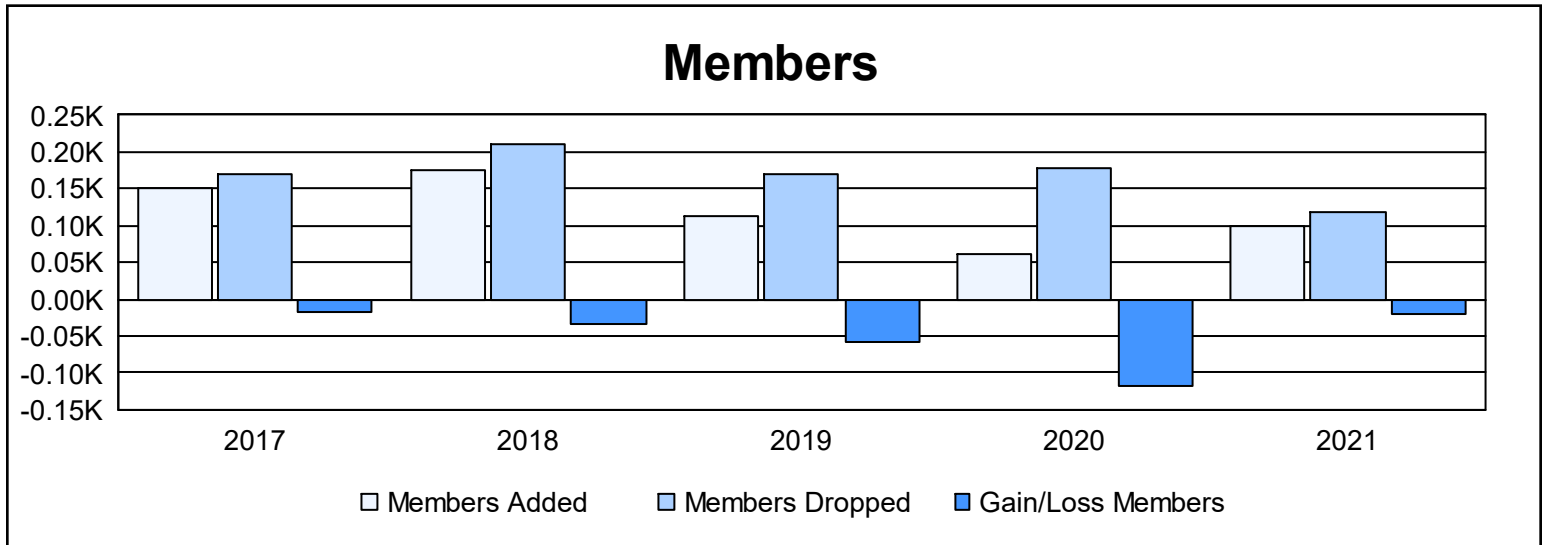

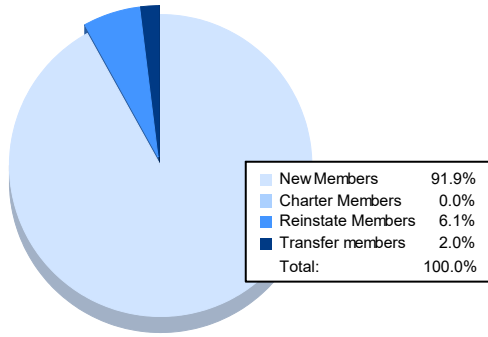


Year	New Clubs	Dropped Clubs	Gain/ Loss Clubs	New Members	Charter Members	Reinstate Members	Transfer Members	Total Member Added	Total Members Dropped	Gain/ Loss Members
2016-2017	0	3	-3	135	0	6	10	151	169	-18
2017-2018	0	0	0	163	0	5	7	175	210	-35
2018-2019	0	0	0	94	0	17	1	112	171	-59
2019-2020	0	0	0	47	0	7	6	60	178	-118
2020-2021	0	1	-1	91	0	6	2	99	118	-19
Average	0	1	-1	106	0	8	5	119	169	-50



Membership Composition June 2021 Cumulative



Gender Composition June 2021 Cumulative

